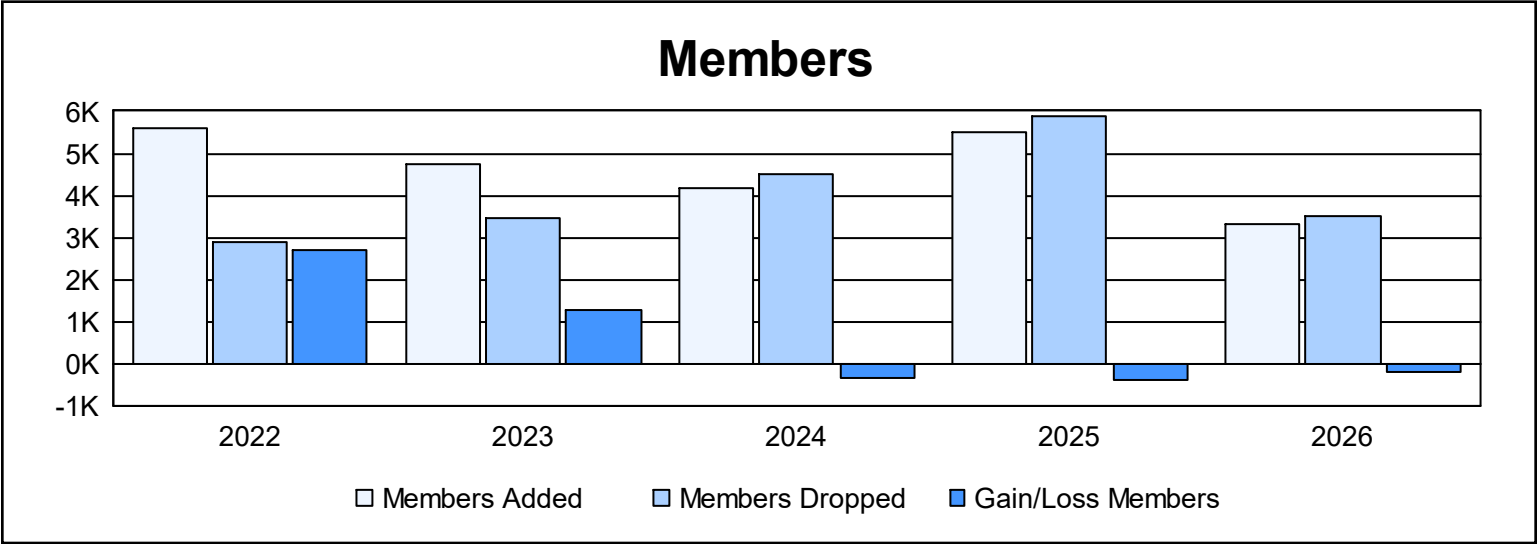
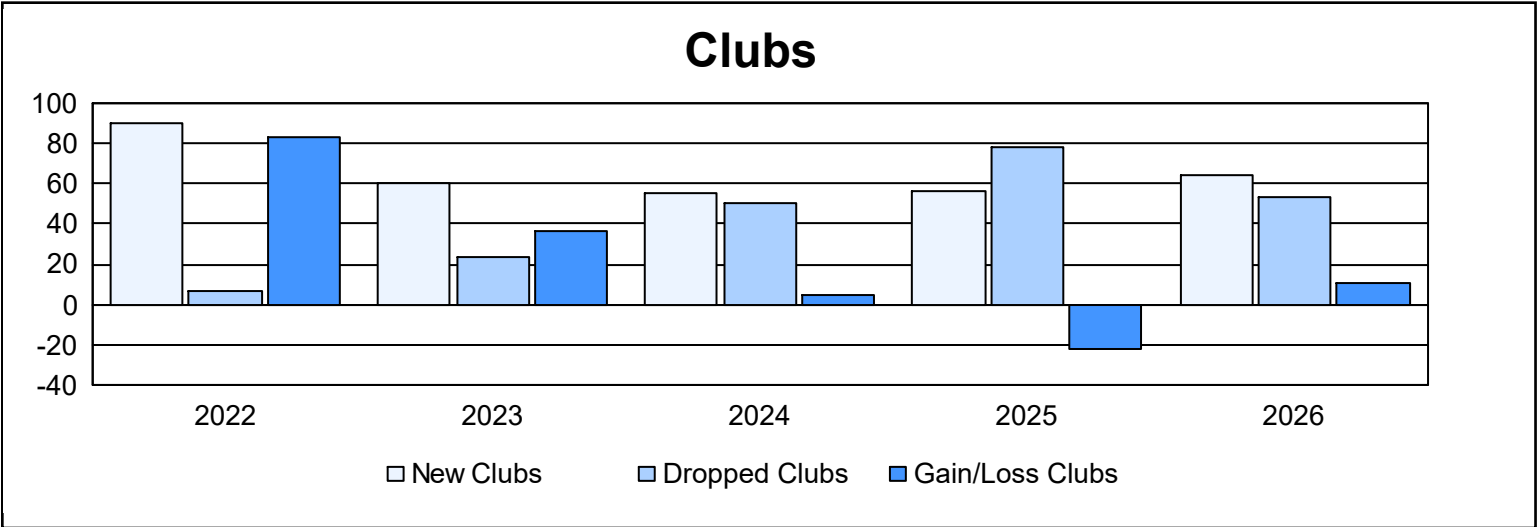
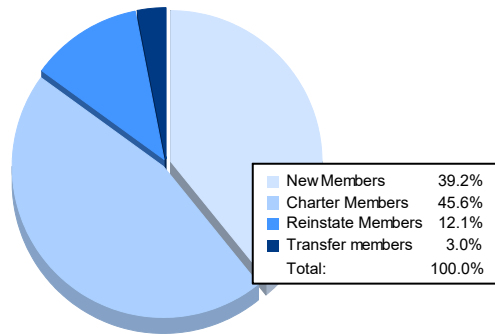


Year	New Clubs	Dropped Clubs	Gain/ Loss Clubs	New Members	Charter Members	Reinstate Members	Transfer Members	Total Member Added	Total Members Dropped	Gain/ Loss Members
2021-2022	90	7	83	2,814	2,324	360	85	5,583	2,872	2,711
2022-2023	60	24	36	2,544	1,846	262	103	4,755	3,466	1,289
2023-2024	55	50	5	2,081	1,527	386	165	4,159	4,504	-345
2024-2025	56	78	-22	2,486	1,379	625	1,006	5,496	5,894	-398
2025-2026	64	53	11	1,293	1,504	398	100	3,295	3,506	-211
Average	65	42	23	2,244	1,716	406	292	4,658	4,048	609



Membership Composition

December 2025 Cumulative



Gender Composition

December 2025 Cumulative

